




Battery Cabinets Product Overview





BATTERY CABINETS

Conceptpower DPA

Art. Nr.	Product name	Comments	Compatibility	Page
00-7964	CBAT-DPA -120 C	Common batteries	Conceptpower DPA	3
00-7912	CBAT-DPA -120 S	Separate batteries per module	Conceptpower DPA	3
00-7965	CBAT-DPA -200 C	Common batteries	Conceptpower DPA	4
00-7913	CBAT-DPA -200 S	Separate batteries per module	Conceptpower DPA	4

DPA UPScale ST / PowerWave 33

Art. Nr.	Product name	Comments	Compatibility	Page
04-0407	CBAT-DPA UPSCALE-120 C	Common batteries	DPA UPScale ST PowerWave 33	5
04-0406	CBAT-DPA UPSCALE-120 S	Separate batteries (max. 3 modules)	DPA UPScale ST	5
04-0409	CBAT-DPA UPSCALE-200 C	Common batteries	DPA UPScale ST PowerWave 33	6
04-0408	CBAT-DPA UPSCALE-200 S	Separate batteries (max. 5 modules)	DPA UPScale ST	6
04-0745	CBAT-DPA UPSCALE-600 S	Separate batteries (max. 6 modules)	DPA UPScale ST	7

DPA UPScale ST / PowerWave 33 / Conceptpower DPA

Art. Nr.	Product name	Comments	Compatibility	Page
04-1774	CBAT-FLEX	Separate or common	All products	8


PowerScale

Art. Nr.	Product name	Comments	Compatibility	Page
04-1572	CBAT-POWERSCALE-90	Common batteries	PowerScale 10 – 50kVA	9

Battery Cabinet: CBAT-DPA -120 S / CBAT-DPA -120 C

TECHNICAL SPECIFICATIONS:



General	
Suitable UPS	Conceptpower DPA
Battery configuration	C-type cabinet → common battery S-type cabinet → separate battery
Max number of modules (sep. batt)	3
Physical	
Dimensions (WxHxD)	730x1977x796 mm
Weight with trays and w/o batteries	280 kg
Weight with trays and full batteries	approx. 1480 kg (10 kg per batt.)
Feet	4 feet of 12.5 cm ² each
Floor loading (pressure) with full batteries	2.90x10 ⁶ N/m ² = 29.0 bar
Cabinet colour	graphite grey: RAL 7024 silver: RAL 9007 (door only)
UPS colour	graphite grey: RAL 7024 silver: RAL 9007 and black (door)
Door opening	one door open to right
Batteries	
Battery Type	VRLA 24 or 28 Ah
Battery dimensions (WxDxH)	175x125x168 mm
Battery placement	on battery trays
Number of batteries per tray	5
Maximal number of battery	120
Battery blocks per string	30 – 50 (depending on UPS)
Electrical	
Max. number of battery strings	3
Fuses (quantity x size)	9 x 100 Amps
Fuses size (Ø x length)	22 x 58 mm
Number of fuse holders	3
Connection terminals	C-type → connection bars: 3 x (2xM8) + PE 1x(2xM8) S-type → terminals: 3 x 3 x 50mm ² + PE 1x(2xM8)
Options	
Connection cable cabinet → UPS	section 10-150mm ² (dep. on power) length 4 m for article number see Options PO form



Battery Cabinet: CBAT-DPA -200 S / CBAT-DPA -200 C

TECHNICAL SPECIFICATIONS:



General	
Suitable UPS	Conceptpower DPA
Battery configuration	C-type cabinet → common battery S-type cabinet → separate battery
Max number of modules (sep. batt)	5
Physical	
Dimensions (WxHxD)	1200x1975x796 mm
Weight with trays and w/o batteries	390
Weight with trays and full batteries	approx. 2390 kg (10kg per batt.)
Feet	6 feet of 12.5 cm ² each
Floor loading (pressure) with full batteries	3.126x10 ⁶ N/m ² = 31.26 bar
Cabinet colour	graphite grey: RAL 7024 silver: RAL 9007 (door only)
UPS colour	graphite grey: RAL 7024 silver: RAL 9007 and black (door)
Door opening	two doors
Batteries	
Battery Type	VRLA 24 or 28 Ah
Battery dimensions (WxDxH)	175x125x168
Battery placement	on battery trays
Number of batteries per tray	5
Maximal number of battery	200
Battery blocks per string	30 – 50 (depending on UPS)
Electrical	
Max. number of battery strings	5
Fuses (quantity x size)	15 x 100 Amps
Fuses size (Ø x length)	22 x 58 mm
Number of fuse holders	5
Connection terminals	C-type → connection bars: 3 x (4xM10) + PE 1x(2xM10) S-type → terminals: 3 x 5 x 50mm ² + PE 1x(2xM8)
Options	
Connection cable cabinet → UPS	section 10-150mm ² (dep. on power) length 4 m article number: see Options PO form

200 batteries (24 or 28 Ah)	
Common Battery	Separate Battery
	
C-type cabinet Article number: 00-7965	S-type cabinet Article number: 00-7913

Battery Cabinet: CBAT-DPA UPSCALE-120 S / CBAT-DPA UPSCALE-120 C

TECHNICAL SPECIFICATIONS:



General	
Suitable UPS	DPA UPSCALE ST PowerWave 33
Battery configuration	C-type cabinet → common battery S-type cabinet → separate battery
Max number of modules (sep. batt)	3
Physical	
Dimensions (WxHxD)	730x1977x796 mm
Weight with trays and w/o batteries	280 kg
Weight with trays and full batteries	approx. 1480 kg (10kg per batt.)
Feet	4 feet of 12.5 cm ² each
Floor loading (pressure) with full batteries	2.90x10 ⁶ N/m ² = 29.0 bar
Cabinet colour	graphite grey: RAL 7024
UPS colour	graphite grey: RAL 7016
Door opening	one door open to right
Batteries	
Battery Type	VRLA 24 or 28 Ah
Battery dimensions (WxDxH)	175x125x168
Battery placement	on battery trays
Number of batteries per tray	5
Maximal number of battery	120
Battery blocks per string	20 – 50 (depending on UPS)
Electrical	
Max. number of battery strings	3
Fuses (quantity x size)	9 x 100 Amps
Fuses size (Ø x length)	22 x 58 mm
Number of fuse holders	3
Connection terminals	C-type → connection bars: 3 x (2xM8) + PE 1x(2xM8) S-type → terminals: 3 x 3 x 50mm ² + PE 1x(2xM8)
Options	
Connection cable cabinet → UPS	section 10-150mm ² (dep. on power) length 4 m article number: see Options PO form

120 batteries (24 or 28 Ah)	
Common Battery	Separate Battery
	
C-type cabinet Article number: 04-0407	S-type cabinet Article number: 04-0406
Article number elevation kit for Powerwave 33: 04-1183 for 60-100kVA 04-1183 for 200-300kVA	

Battery Cabinet: CBAT-DPA UPSCALE200 S / CBAT-DPA UPSCALE-200 C

TECHNICAL SPECIFICATIONS:

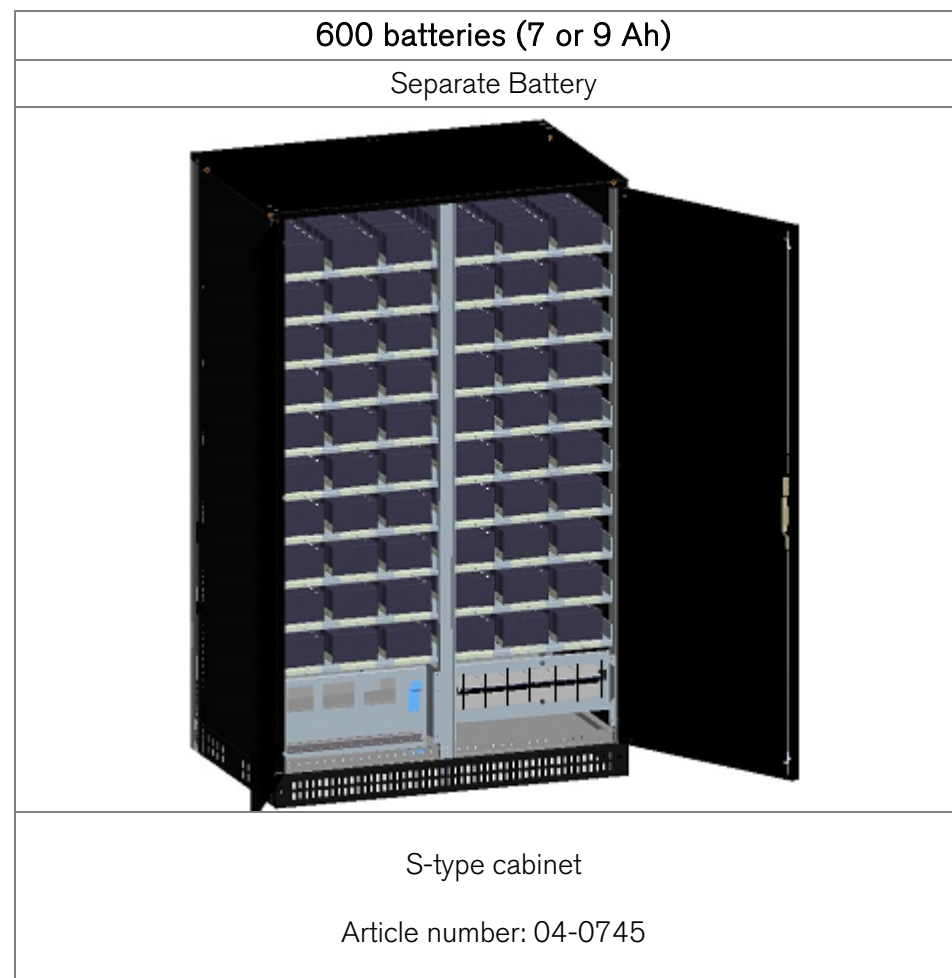
General	
Suitable UPS	C-type cabinet → common battery S-type cabinet → separate battery
Battery configuration	5
Max number of modules (sep. batt)	
Physical	
Dimensions (WxHxD)	1200x1975x796 mm
Weight with trays and w/o batteries	390
Weight with trays and full batteries	approx. 2390 kg (10kg per batt.)
Feet	6 feet of 12.5 cm ² each
Floor loading (pressure) with full batteries	$3.126 \times 10^6 \text{ N/m}^2 = 31.26 \text{ bar}$
Cabinet colour	C-type cabinet → common battery S-type cabinet → separate battery
UPS colour	Graphite grey: RAL 7024
Door opening	Graphite grey: RAL 7016
Door opening	two doors
Batteries	
Battery Type	VRLA 24 or 28 Ah
Battery dimensions (WxDxH)	175x125x168
Battery placement	on battery trays
Number of batteries per tray	5
Maximal number of battery	200
Battery blocks per string	20 – 50 (depending on UPS)
Electrical	
Max. number of battery strings	5
Fuses (quantity x size)	15 x 100 Amps
Fuses size (Ø x length)	22 x 58 mm
Number of fuse holders	5
Connection terminals	C-type → connection bars: 3 x (4xM10) + PE 1x(2xM10) S-type → terminals: 3 x 5 x 50mm ² + PE 1x(2xM8)
Options	
Connection cable cabinet → UPS	section 10-150mm ² (dep. on power) length 4 m article number: see Options PO form

200 batteries (24 or 28 Ah)	
Common Battery	Separate Battery
	
C-type cabinet	S-type cabinet
Article number: 04-0409	Article number: 04-0408
Article number elevation kit for Powerwave 33: 04-1183 for 60-100kVA 04-1183 for 200-300kVA	

Battery Cabinet: CBAT-DPA UPSCALE-600 S

TECHNICAL SPECIFICATIONS:

General	
Suitable UPS	DPA UPScale ST
Battery configuration	separate battery only
Max number of modules (sep. batt)	6
Physical	
Dimensions (WxHxD)	1200x1975x796 mm
Weight with trays and w/o batteries	450 kg
Weight with trays and full batteries	approx. 2010 kg (2.6kg per batt.)
Feet	6 feet of 12.5 cm ² each
Floor loading (pressure) with full batteries	2.63x10 ⁶ N/m ² = 26.30 bar
Cabinet colour	graphite grey: RAL 7024
UPS colour	graphite grey: RAL 7016
Door opening	two doors
Batteries	
Battery Type	VRLA 7 or 9 Ah
Battery dimensions (WxDxH)	151x98x65
Battery placement	on battery trays
Number of batteries per tray	5
Maximal number of battery	600
Battery blocks per string	20 – 50
Electrical	
Max. number of battery strings	6
Fuses (quantity x size)	18 x 50 Amps
Fuses size (Ø x length)	14 x 51 mm
Number of fuse holders	6
Connection terminals	S-type → terminals: 3 x 6 x 35mm ² + PE 1x(2xM8)
Options	
Connection cable cabinet → UPS	Battery links UPScale length 4 m article number: see Options PO form



Battery Cabinet: CBAT-FLEX

TECHNICAL SPECIFICATIONS:

General	
Suitable UPS	any
Battery configuration	separate or common battery
Max number of modules (sep. batt)	depending on battery configuration
Physical	
Dimensions (WxHxD)	1200x1975x796 mm
Weight with trays and w/o batteries	190 kg
Weight of one shelf	approx. 15.5 kg
Feet	6 feet of 12.5 cm ² each
Floor loading (pressure) with full batteries	depending on battery configuration
Cabinet colour	graphite grey: RAL 7024
UPS colour	depending on UPS
Door opening	two doors
Batteries	
Battery Type	any
Battery dimensions (WxDxH)	depending on battery
Battery placement	on battery trays - max 500 kg per tray
Number of batteries per tray	depending on battery configuration
Maximal number of battery	depending on battery configuration
Battery blocks per string	depending on battery configuration
Electrical	
Max. number of battery strings	depending on battery configuration
Fuses (quantity x size)	none
Fuses size (Ø x length)	-
Number of fuse holders	none
Connection terminals	none
Options	
Shelf Kit	Article number: 04-1777

New

600 batteries (7 or 9 Ah)

Shelves to be ordered separately (see options)



Article number: 04-1774

Battery Cabinet: CBAT-POWERSCALE-90


TECHNICAL SPECIFICATIONS:

General	
Suitable UPS	Powerscale 10 – 50 kVA
Battery configuration	Common battery only
Max number of modules (sep. batt)	-
Physical	
Dimensions (WxHxD)	475x1400x940 mm
Weight with trays and w/o batteries	Approx. 140 kg
Weight with trays and full batteries	approx. 1040 kg (10kg per batt.)
Feet	4 feet of 12.5 cm ² each
Floor loading (pressure) with full batteries	2.04x10 ⁶ N/m ² = 20.40 bar
Cabinet colour	graphite grey: RAL 7024
UPS colour	graphite grey: RAL 7024
Door opening	No doors, removable front panel
Batteries	
Battery Type	VRLA 24 or 28 Ah
Battery dimensions (WxDxH)	175x125x168 mm
Battery placement	on battery trays
Number of batteries per tray	5
Maximal number of battery	90
Battery blocks per string	16 – 50 (depending on UPS)
Electrical	
Max. number of battery strings	5
Fuses (quantity x size)	9 x 100 Amps
Fuses size (Ø x length)	22 x 58 mm
Number of fuse holders	3
Connection terminals	3 x 25mm ² + PE 1x 25mm ²
Options	
Connection cable cabinet → UPS	Battery links UPScale length 4 m article number: see Options PO form

New

90 batteries (24 or 28 Ah)

Common Battery



Article number: 04-1572




➤ Newave Group Companies

Newave Energy Holding SA
Via Luserte Sud 9
CH-6572 Quartino
T +41 (0) 91 850 29 29
F +41 (0) 91 840 12 54
info@newaveenergy.com
www.newaveenergy.com

Head Office: Operations, Sales and Marketing

Newave SA
Via Luserte Sud 9
CH-6572 Quartino
T +41 (0) 91 850 29 29
F +41 (0) 91 840 12 54
info@newaveenergy.com
www.newaveenergy.com



Subsidiaries

Austria

Newave Österreich GmbH
Laxenburgerstrasse 252
AT-1230 Wien
T +43 (1) 710 96 70 0
F +43 (1) 710 96 70 12
info@newaveups.at
www.newaveups.at

Finland

Newave Finland OY
Niittyläntie 2
FI-00620 Helsinki
T +358 (0) 10 421 9400
info@newaveups.fi
www.newaveups.fi

Germany

Newave USV Systeme GmbH
Summerside Ave. C 207
Baden Airpark
DE-77836 Rheinfelden
T +49 (0) 7229 1866 0
F +49 (0) 7229 1866 33
zentrale@newave-usv.de
www.newave-usv.de

Italy

NEWAVE Italia
Via Vincenzo Ussani, 90
IT-00151 Roma
T +39 (0) 687 451 674
T +39 (0) 665 31 316
F +39 (0) 665 31 306
info@newaveenergy.it
www.newaveups.it

Spain

Newave España SA
Arturo Soria 329 1 D
ES-28033 Madrid
T +34 (91) 768 22 22
F +34 (91) 383 21 50
newave@newave.es
www.newave.es

Switzerland

Newave Energy AG
Industriestrasse 5
CH-5432 Neuenhof
T +41 (0) 56 416 01 01
F +41 (0) 56 416 01 00
info@newaveenergy.ch
www.newaveenergy.ch

With a branch office in Biel:

Am Wald 36
CH-2504 Biel
T +41 (0) 32 366 60 30
F +41 (0) 32 366 60 35
info@newaveenergy.ch
www.newaveenergy.ch

The Netherlands

Newave UPS Systems BV
Stephensonweg 9
NL-4207 HA Gorinchem
T +31 (0) 183 64 6474
F +31 (0) 183 62 3540
info@newaveups.nl
www.newaveups.nl

Hong Kong and China

Newave Energy Hong Kong Ltd
Room 2506, West Tower,
Shun Tak Centre
HK-168-200 Connaught Road
Central
T +31 642 215 512
sales-china@newave.com.cn
www.newave.com.cn

With a branch office in China:

Newave Energy (Jiangmen) Limited
9/F Kawa House, 49 Jiangshe Road,
Jiangmen, Guangdong, China
Postal Code: 529000
T +86 750 368 0239
F +86 750 368 0229
sales-china@newave.com.cn
www.newave.com.cn

India

Newave Energy India Pvt. Ltd.
818/819 Corporate Avenue,
Sonawala Road, Goregaon East,
IN-Mumbai 400 0063
T +91 (22) 4266 5151
F +91 (22) 4266 5141
rajesh.shah@newaveenergy.in
www.newaveups.com

Latin America

Newave South America LTDA
Rua Clodomiro Amazonas No. 1422
Suite 68
BR-04537-002 - São Paulo
T +55 (11) 3045 0809
F +55 (11) 3045 0764
info@newavesam.com
www.newaveups.com